


Pinwheel Turbine

GRADE


1




The turbine of the power plant works a lot like this pinwheel. Ask your parents or teacher to help you make your own pinwheel. You can pretend it is a part of your very own power plant!

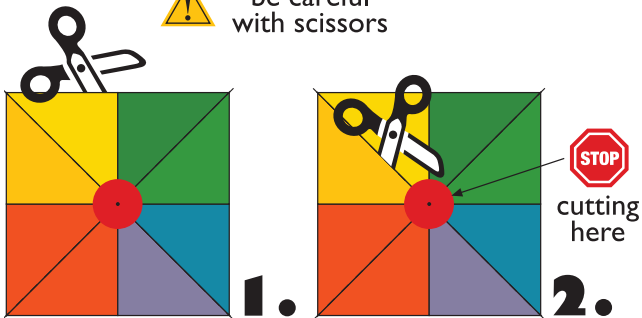
Pinwheel Instructions:

1. Cut out the colorful square.
 2. Cut along the dotted lines. Stop at the red circle in the middle.
 3. Bring the triangles with the black dots to the black dot in the center of the red circle.
 4. Carefully push a pushpin through all four dots on the points into the eraser of a pencil.
- (Picture instructions are on the back of this page.)





⚠ be careful with scissors



⚠ be careful with pushpins

